


Flow is a full cutoff wall sconce available from 33 to 106 watts. This low profile sconce "flows" nicely with any architectural project to create a bold and sleek design. It is available with title 24 options to meet the stringent criteria for energy savings. Using the best and newest LED and electronic driver technology, the Flow is a popular choice for any project where both a sleek design and new technology are needed.

The Flow is cast aluminum with die formed aluminum parts, CNC machined and tooled for precision. The optical system is full cutoff anti-glare Star Power made of proprietary 95% miro reflective material.

The Flow comes standard with a 0-10v dimming driver with a power factor of >90. Recommended for replacing up to 250 watts of HID with savings of 70% or more with virtually zero maintenance.



STAR POWER™ OPTICAL SYSTEM

The Star Power™ reflector is an excellent system which provides great value and performance. Star Power Patent number: 10168023

LED WATTAGE CHART

	32L	48L
350 milliamps	33w	51w
530 milliamps	54w	80w
700 milliamps	71w	104w
1050 milliamps	106w	-

Project Name: _____ Type: _____

--	--	--	--	--	--	--	--	--

Cat#	Light Dist.	# of LEDs	Milliamps	Kelvin	Volts	Mounting	Color	Options
Flow-2 (FLW-2)	Type 4 (T4)	32L (32L)	350 (35)	2700K, 70 CRI (27K7)	120-277 (UNV)	Wall Mount (WM)	Bronze Textured (BRZ)	Marine Grade Finish (MGF)
		48 (48L)	530 (53)	2700K, 80 CRI (27K8) ②			White Textured (WHT)	Polycarbonate Lens (PL)
		700 (7)	700 (7)	3000K, 70 CRI (30K7)			Smooth White Gloss (SWT)	Photo Cell (PC) ③
		1050 (1) ①	1050 (1) ①	3000K, 80 CRI (30K8) ②			Silver (SVR)	Emergency Battery Back-Up 4w (EM4)
				3500K, 80 CRI (35K8) ②			Black Textured (BLK)	Emergency Battery Back-Up 8w (EM8)
				4000K, 70 CRI (40K7)			Smooth Black Gloss (SBK)	Emergency Battery Back-Up 14w (EM14)
		4000K, 80 CRI (40K8) ②	Graphite Textured (GPH)	Emergency Battery Cold Pack 14w (EMCP)				
		5000K, 70 CRI (50K7)	Grey Textured (GRY)	20KA Surge Protector (20K)				
		5000K, 80 CRI (50K8) ②	Custom (CS)					

Notes:
 ① 32L Only
 ② Consult Factory for Lead Time. Consult Factory for 90 CRI Requests.
 ③ Universal Voltage 120-277

PRODUCT SPECIFICATIONS

ELECTRICAL

- 120-277 Volts (UNV) or 347-480 Volts (HV)
- 0-10V dimming driver
- Driver power factor at maximum load is $\geq .95$, THD maximum load is 15%
- LED Drivers Ambient Temp. Min is -40°C and Ambient Temp. Max ranges from 50°C to 55°C and, in some cases, even higher. Consult the factory for revalidation by providing the fixture catalog string before quoting and specifying it.
- All internal wiring UL certified for 600 VAC and 105°C
- CRI 70, 80 or 90
- Color temperatures: 2700, 3000K, 3500K, 4000K, 5000K

CONSTRUCTION

- Cast Aluminum. CNC Die Formed.

OPTIONS

• MARINE GRADE FINISH (MGF) - A multi-step process creating protective finishing coat against harsh environments. Chemically washed in a 5 stage cleaning system. Pre-baked, Powder coated 3-5 mils of Zinc Rich Super Durable Polyester Primer. Oven Baked. Finished Powder Coating of Super Durable Polyester Powder Coat 3-5 mil thickness.

- POLYCARBONATE LENS (PL)
- EMERGENCY BATTERY BACK-UP (EB)
- 20KA SURGE PROTECTOR

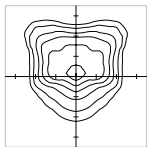
CONTROL OPTIONS

- PHOTOCCELL
- Controls Agnostics: Please contact factory for your preferred controls option.

OPTICS

Recessed Star Power Optical System is 95% reflective material. Utilizes a linear diffused pattern, softening the light distribution and eliminating any dark shadows or striations.

- IES Types



TYPE IV (T4)

FINISH

- 3-5 mils electrostatic powder coat.
- NLS Lighting standard high-quality finishes prevent corrosion and protects against extreme environmental conditions

WARRANTY

Five-year limited warranty for drivers and LEDs.

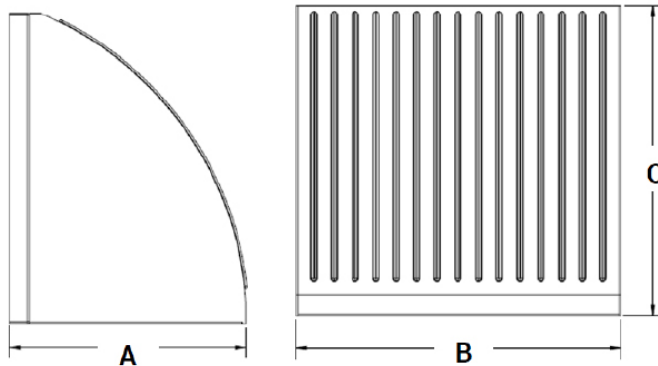


The information and specifications on this document are subject to change without any notification. All values are design, nominal, or typical or prorated values when measured under internal and external laboratory conditions.

PRODUCT SPECIFICATIONS

FLOW - LUMEN DATA CHART

PART NUMBER	T4 Lumens	T4 LM/W	Watts
FLW-2-32L-35-30K7	2772	84	33
FLW-2-32L-35-40K7	2871	87	33
FLW-2-32L-35-50K7	2970	90	33
FLW-2-32L-53-30K7	4536	84	54
FLW-2-32L-53-40K7	4698	87	54
FLW-2-32L-53-50K7	4860	90	54
FLW-2-32L-7-30K7	5964	84	71
FLW-2-32L-7-40K7	6177	87	71
FLW-2-32L-7-50K7	6390	90	71
FLW-2-32L-1-30K7	8904	84	106
FLW-2-32L-1-40K7	9222	87	106
FLW-2-32L-1-50K7	9540	90	106
FLW-2-48L-35-30K7	4284	84	51
FLW-2-48L-35-40K7	4488	88	51
FLW-2-48L-35-50K7	4743	93	51
FLW-2-48L-53-30K7	6720	84	80
FLW-2-48L-53-40K7	7040	88	80
FLW-2-48L-53-50K7	7440	93	80
FLW-2-48L-7-30K7	8736	84	104
FLW-2-48L-7-40K7	9152	88	104
FLW-2-48L-7-50K7	9672	93	104



Luminaire	A	B	C
FLW-2	11.48 in	15 in	9.27 in