

Game, Set, Match, The New VUE-34X

(51,000 Lumens to 87,000 Lumens)



Specification Features

- Ideal for Tennis Clubs, Pickleball Clubs, Outdoor Sports Courts for Universities, High Schools, Residential Community Centers, Public Parks, and Private Homes
- Replaces the VUE-3 and VUE-4 with increased court visibility (up to 87,000 Lumens, Weight: 58 lbs, EPA: 1.04) uses the Star Power™ Optic System for improved visual comfort and uniformity
- Optimized Sports Optic for Tennis and Pickleball
- 192L (51,000 to 79,000 Lumens) and 224L (80,000 to 87,000 Lumens) LED Configurations
- 4000K or 5000K CCT Multichip High Power 70 CRI LEDs standard
- IP66 Rated against dust & water ingress
- IK08 Rated for Impact Protection
- 20kA Surge Protection (120V - 480V), highest quality 0-10V programmable, dimming LED drivers
- Easy to Install mountings with a 1.5G to 3G Vibration Rating: Architectural Sweep Arm, Knuckle Mount, Trunnion Mount, Davit Arm Mount and Tennis Arm
- 9 Standard Paint Finishes, Marine Grade Finish and Custom Finish available
- Controls Agnostic, Compatible with most control systems and sensors
- Die-Cast Aluminum Housing for a precision fit, greater heat dispersion, and durability
- Optional Front Side Shield or House Side Shield for additional glare control
- Environmentally friendly product which reduces energy consumption, L70 > 120,000 hours
- Experienced in-house design team to provide layouts and photometric designs at no charge based on USTA and National Pickleball Association Published Lighting Criteria
- Buy America(n), completely designed, powder coated, and assembled in the USA
- Cost competitive, supply chain friendly, and short shipping lead times in days & weeks

FIXTURES & POLES | BUY AMERICA(N) | QUICKSHIP FLASH



AREA, SITE & ROADWAY



ARCHITECTURAL & DECORATIVE POST TOP



BOLLARDS & COLUMNS




FLOODLIGHTS



WALL MOUNT



GARAGE, CANOPY & CEILING



TENNIS & PICKLEBALL



POLES & BASES



ARMS

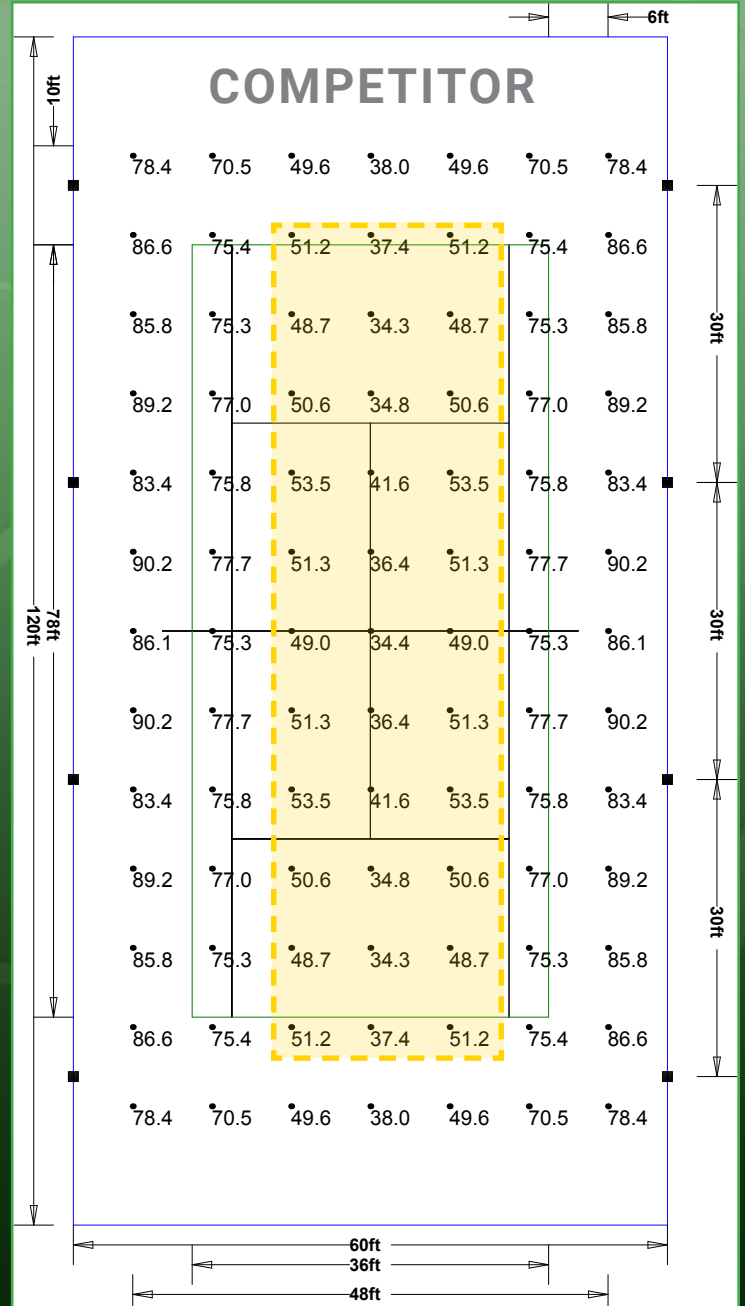
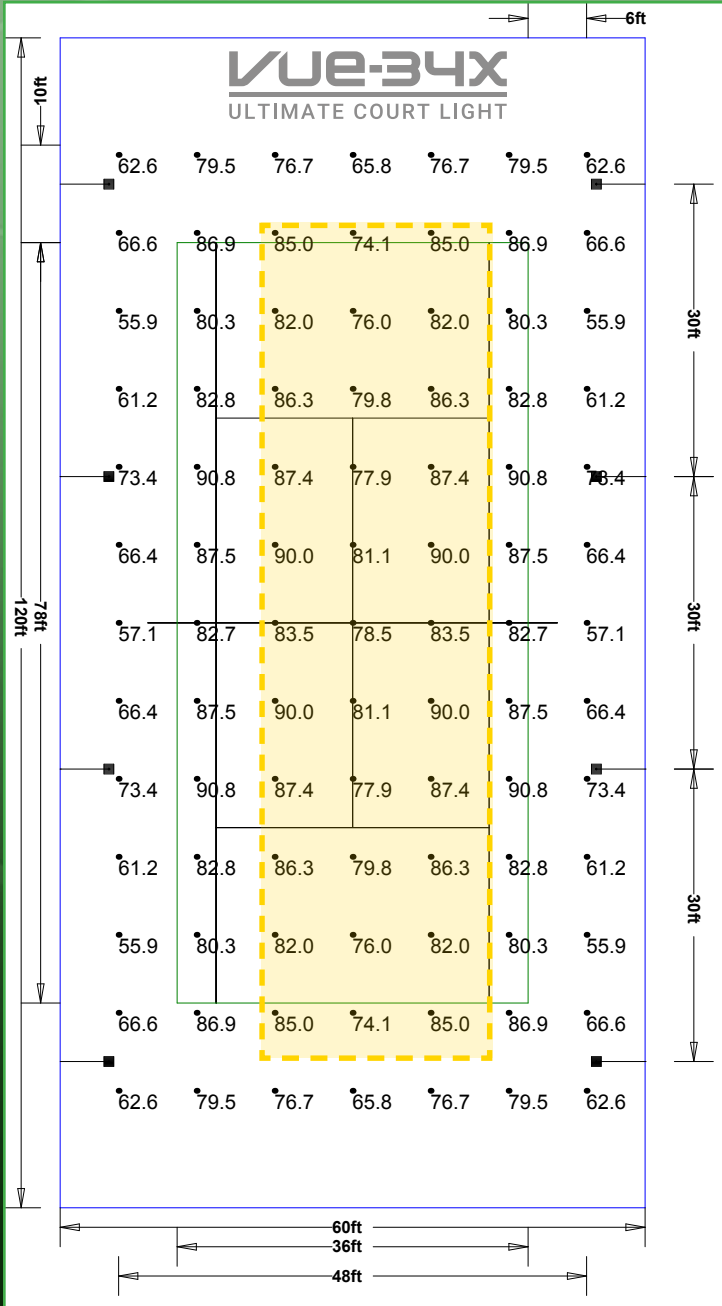


ACCESSORIES

VUE-34X vs Competitors

15% More Light in the playing area at the same wattage.
 Nearly double the light down the centerline of the court.

 Centerline of the court comparison



Calculation Summary: 60 X 120 Tennis Court Layout, 30' Spacing, 8 Pole 8 Light, 3' Above Grade

| Fixture | LLF | Watts | Label | CalcType | Units | Avg | Max | Min | Avg/Min | Max/Min |
|------------|-------|-------|-------|-------------|-------|-------|------|------|---------|---------|
| VUE-34X | 0.970 | 648 | PPA | Illuminance | Fc | 77.36 | 90.8 | 55.9 | 1.38 | 1.62 |
| Competitor | 0.970 | 648 | PPA | Illuminance | Fc | 65.73 | 90.2 | 34.3 | 1.92 | 2.63 |